

**UEG Week 2014**

WEO  
World Endoscopy  
Organization

WEO Colorectal Cancer Screening Meeting, Vienna, October 17, 2014

**FIT cut-off, screening interval, resource implications**

Ernst J. Kuipers  
Erasmus MC, Rotterdam, The Netherlands

Erasmus MC  
Erasmus Medical Center Rotterdam

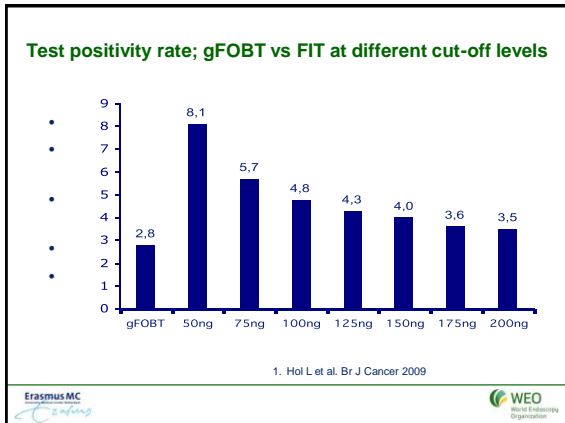
**Possible conflicts of interest\***

	Sponsor
none	

\* Past 24 months

Erasmus MC  
Erasmus Medical Center Rotterdam

WEO  
World Endoscopy  
Organization



**Numbers needed to screen and scope to detect one screenee with an advanced neoplastic lesion**

	NN Screen	NN Scope
gFOBT	84	2.2
FIT <sup>50</sup>	31	2.4
FIT <sup>75</sup>	37	2.0
FIT <sup>100</sup>	41	1.9
FIT <sup>125</sup>	43	1.8
FIT <sup>150</sup>	43	1.7
FIT <sup>175</sup>	46	1.6
FIT <sup>200</sup>	49	1.6

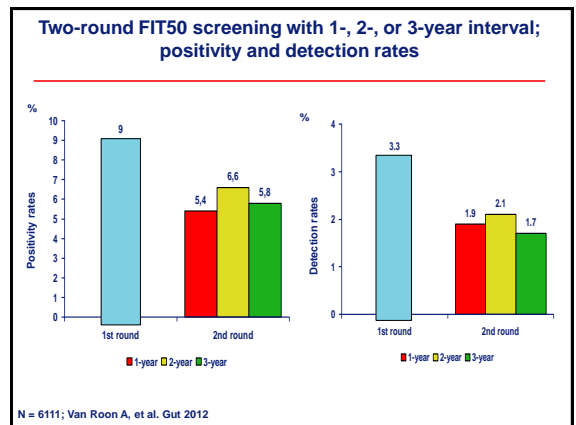
Hol et al. Br J Cancer 2009


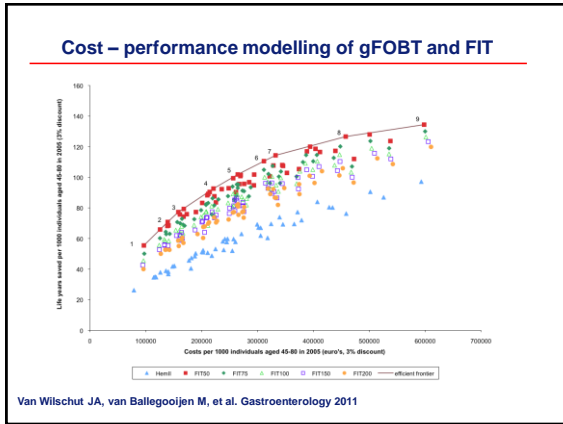
Erasmus MC  
Erasmus Medical Center Rotterdam

**Rotterdam Screening trial; 3-round FIT<sup>50</sup> screening**

	% Adherence	% positive test	% true positives	True positives per 1000 invited
1st round	62	8.4	41	21.4
2nd round	63	6.0	33	12.6
3rd round	68	5.7	24	9.3
<b>Cumulative</b>				<b>43.3</b>

Kapidzic A, et al. AJG 2014





### 1- vs 2-day FIT screening

	% positive test	% true positives*	True positives per 1000 invited
1-day FIT <sup>50</sup>	8.1	41	20
2-day FIT <sup>50</sup> ≥1 pos test	12.8	34	27
2-day FIT <sup>50</sup> mean pos	10.1	39	24
2-day FIT <sup>50</sup> 2 pos tests	5.0	53	16

\* of those with positive test

Erasmus MC  
Van Roon et al. CGH 2011

